

HOW WE PRINT: EXCLUSIVE (4) IN HOUSE USA PROCESSES

Caro-Line

Featuring:



YOUR CUSTOM DESIGN PRINTING OPTIONS

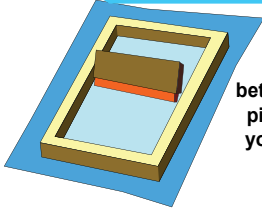
We print bandannas four ways: silkscreen, rotary, duplex & digital. To determine how to print your bandannas, start by answering this **simple question**:

**HOW MANY PIECES?
HOW MANY COLORS?
WHAT SIZE IMPRINT?**

We do have one more printing process to check out - **DUPLIX PRINTING**. See website for details.



SILKSCREEN



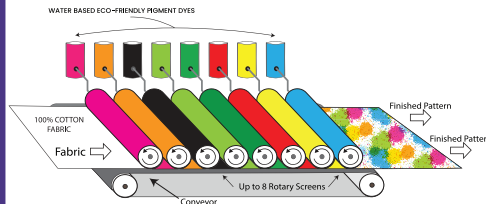
If your order is between 144 and 5,000 pieces, silkscreen is your least expensive option.

Silkscreen is a one-sided imprint on cloth that has been dyed a color and cut and sewn into bandannas. Because the cloth has been dyed, it is the same color front and back.




Same color front and back.

ROTARY



Rotary printing starts with white cloth. Your design is printed on one side of the bandanna, with colors being pushed through to the back. This creates a "snowy" look on the back, which is more noticeable on a dark background than on a light background.



Dye push through back side of bandanna penetration... more noticeable on dark colors than light.

DIGITAL

Digital textile printing is a new and innovative process that involves printing an image directly from the computer onto the desired media by way of a large format inkjet printer.

Depending on the design of the bandanna, digital printing allows printing off the edge. Digital printing also allows low minimums.

With digital printing, you don't have to worry about how many colors you want to print or any screen charges or set up fees.

The art provided needs to be of high quality (300 dpi or vector-AI). PDF's, JPEG's, EPS's or TIFF's accepted.

SILKSCREEN

Like all silkscreen imprints, the ink sits on top of the fabric and can be felt when you rub your hand over it.

Silkscreen printing does not allow for edge-to-edge printing. All designs must have a border. When starting with a blank 22" bandanna, the imprint size is 18" x 18". We offer many pre-printed designs to which you can add your imprint. These designs offer open center, overprint or edge print options.

In silkscreen printing, the imprint color is laid down on top of a dyed piece of cloth. The color of the cloth can change the color of the imprint. For example, a red imprint on blue cloth could lose some of its "redness". Bandannas, unlike T-shirts, **cannot** be printed with a white base coat first. If matching a PMS color is critical, it's best to use a white or natural bandana.

Multi-color imprints are available starting at 144 pieces. A screen is needed for each color. We can print up to six spot colors.

THE FEEL

IMPRINT SIZE

PRINTING COLORS

MULTI-COLOR IMPRINTS

PROCESS PRINTING

ROTARY

With rotary printing the ink is absorbed into the cloth and cannot be felt when you rub your hand over it. As a result, you get a softer feeling bandanna.

Edge-to-edge printing is possible with rotary printing, but only certain layouts will work. Our production department must approve your design. Our staff can also recommend changes that will allow your design to be printed edge-to-edge. If your design cannot be printed edge-to-edge, the imprint size is the same as on a silkscreen order.

Rotary printing starts with white cloth. Each color in your design is printed directly on white cloth - making colors vibrant and true. PMS colors can be easily matched.

We can imprint up to 8 spot color designs. Depending on art and what final design look, but with some restrictions.

While we cannot print process color designs with rotary, we can get a similar look. This requires printing your design in 5 to 8 colors. Our art department can help you determine the number of colors required based upon your design using a stochastic dot graphic process.



Caro-Line.net

ASI 44020

SAGE 55185

PPAI 113413